



Daily Report (June 8, 2020)

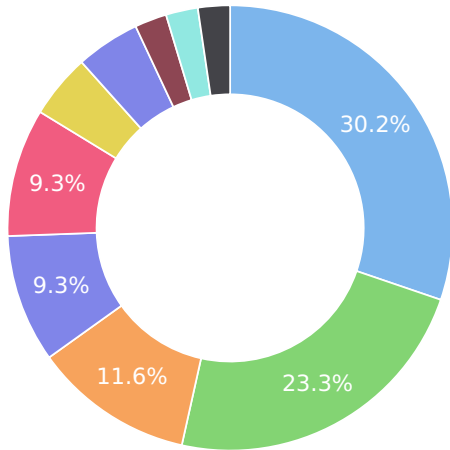
This is the **daily** email report for **fwag.com**.






- During these period, you had **2,050** page views with **43** attacks blocked.
- The attack we blocked the most was **Bad bot access denied** with **13** entries.

This is a summary:

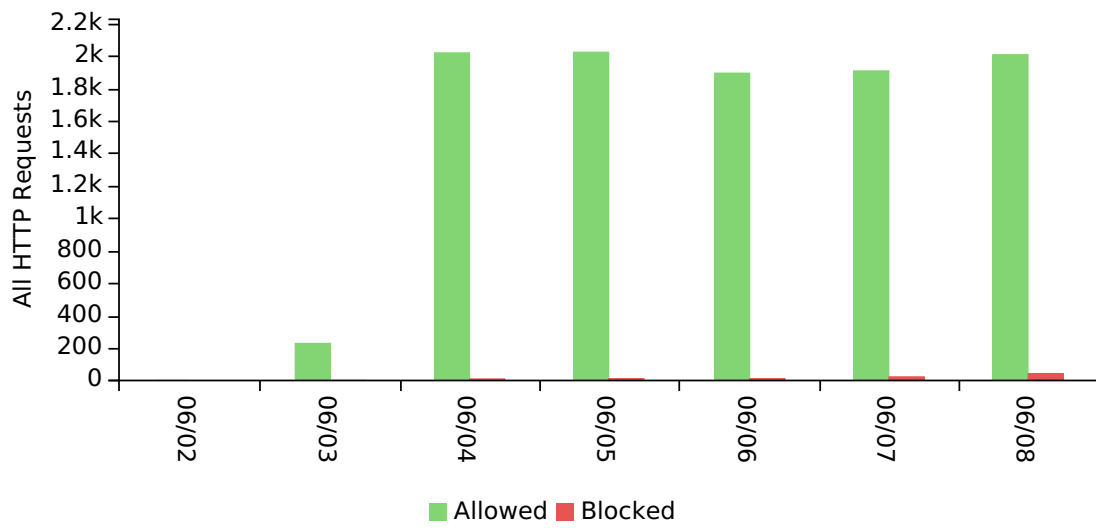
Blocked Attacks Overview

Top 5 Blocked Attacks



	Group	Total
	<u>Bad bot access denied</u>	13 30.23%
	<u>Exploit blocked by virtual patching</u>	10 23.26%
	<u>Backdoor access denied</u>	5 11.63%
	<u>Remote command execution blocked</u>	4 9.30%
	<u>Directory listing not authorized</u>	4 9.30%

Last Month



Visitors Overview

Browsers



Safari
1.32%

Total: 27



Firefox
4.29%

Total: 88



Msie
1.80%

Total: 37



Other
87.02%

Total: 1,784



Chrome
5.56%

Total: 114

Devices



Desktop
94.15%

Total: 1,930



Mobile 2.39%

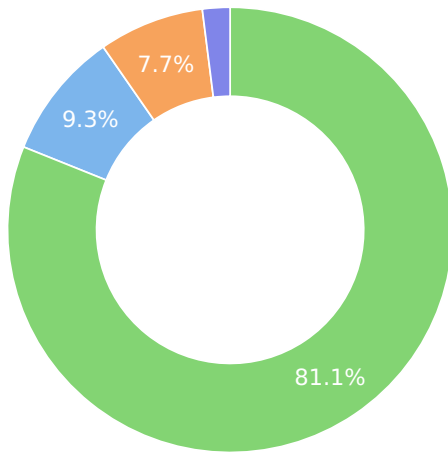
Total: 49



Bots 3.46%

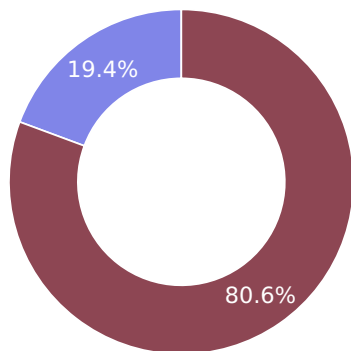
Total: 71

Response Codes



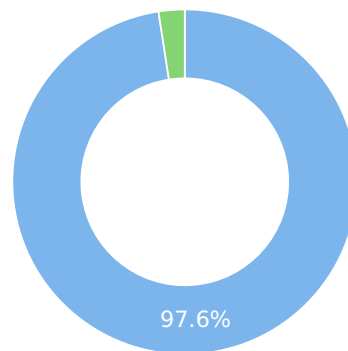
Status	Total
4xx Client Error	190 9.27%
200 Success	1,662 81.07%
30x Redirect	157 7.66%
5xx Server Error	41 2.00%

Page Caching Status



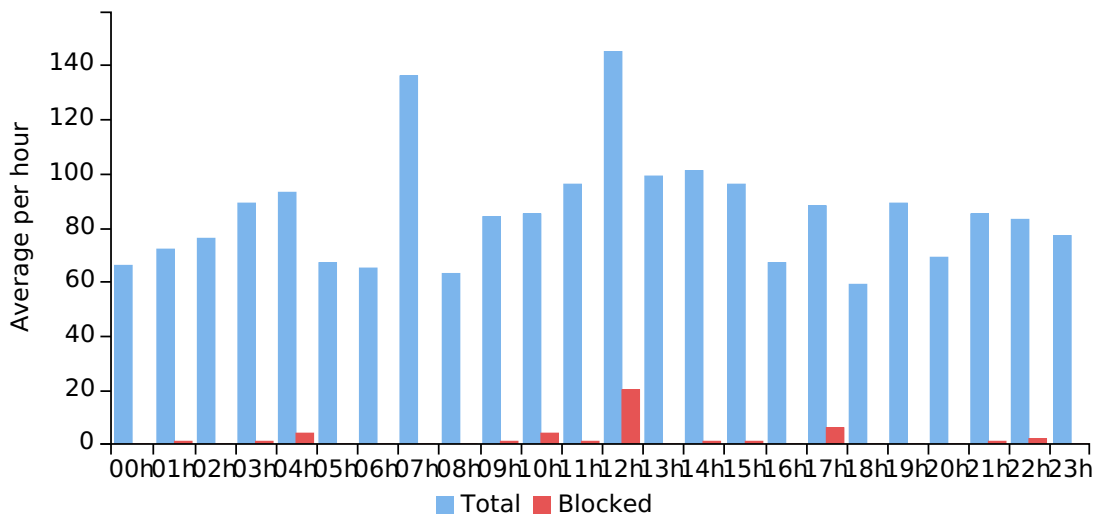
Status	Total
miss	358 19.35%
hit	1,492 80.65%

HTTP Version



Version	Total
HTTP1	2,000 97.56%
HTTP2	50 2.44%

Average Traffic per Hour



Traffic by Country (Top 10)

Country	Allowed	Blocked
Canada	84	22
China	45	12
United States of America (the)	1,926	6
-	0	2
Ireland	2	1
Russian Federation (the)	8	0
Italy	2	0
United Kingdom of Great Britain and Northern Ireland (the)	2	0
France	2	0
India	1	0